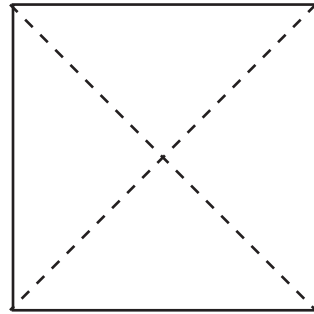
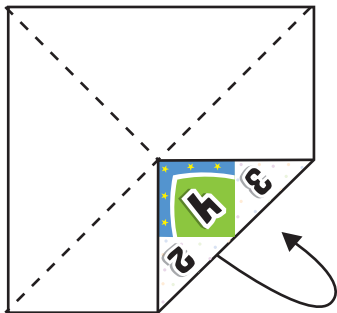





1. Print and cut out the square.



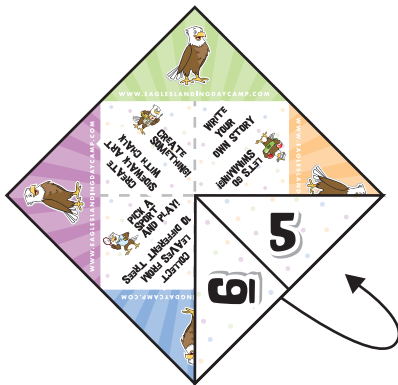
2. Flip the sheet over and fold the square in half diagonally both ways then unfold. There should now be an "X".



3. Fold all four corners so that the points meet at the middle of the "X".



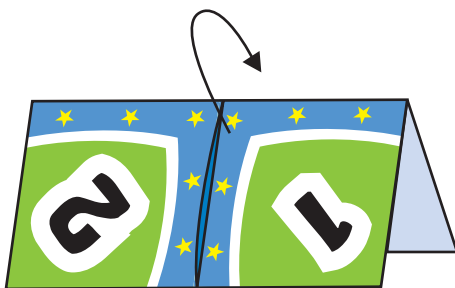
Your cookie catcher should now look like this!



4. Flip your square over. Now fold in these corners, so their points meet in the middle.



Now it should look something like this!



5. Fold your cookie catcher in half horizontally. Tuck your fingers under the numbered sections and start playing. Pick a number! Open and close that many times. Now pick a number from the inside. Lift up that flap to find out what activity you should do!